


## General Description

The PTC06 JPEG compression module performs as a video camera or a JPEG compressed still camera and can be attached to a wireless or PDA host. Users can send out a snapshot command from the host in order to capture a full resolution single-frame still picture. The picture is then compressed by the JPEG engine and transferred to the host.



## Features

- Small in size, 20x28mm
- VGA resolution, down sample to QVGA ( 640 x 480)
- Low power consumption, 5V operation
- UART interface support up to 115200 bps (default 115200 bps)
- Built-in JPEG CODEC
- Built in lens, optional
- User friendly command

## Pin Description

Pin	Description
GND	Power Ground
RXD	Data Receive (3.3V TTL Level)
TXD	Data Transmit (3.3V TTL Level)
VCC	Power 5V DC
CVBS	Analog Video output

## Command Summary

Command	Function
INITIAL	Configure interface speed , image size
GET PICTURE	Get image from the module
SNAPSHOT	Capture a still image
SET PACKAGE SIZE	Set the package size to transmit data from module to Host
RESET	Reset the whole system
DATA LENGTH	Provide the data length information.
SYNC	Start a synchronization sequence
ACK	Indicate the communication success
NACK	Indicate the communication fail with error code

## Electrical Specification

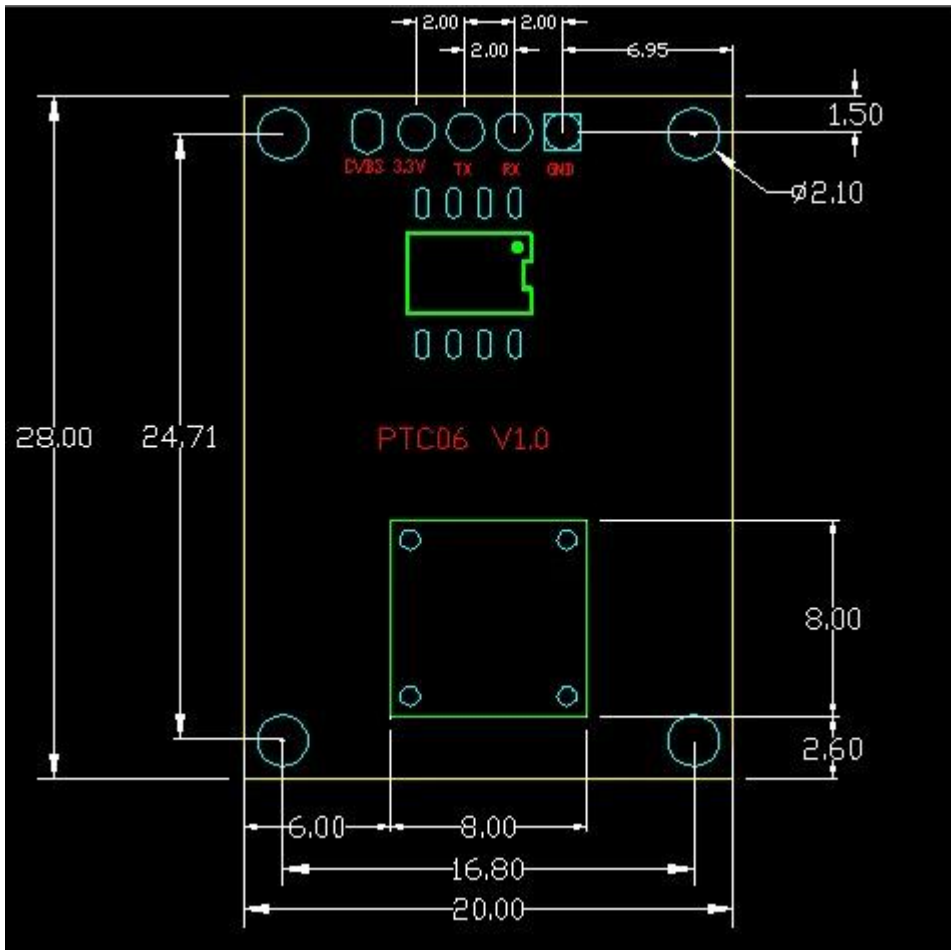
VDD = 3.3V±10%, TA = 0 to 25°C

Parameter	Min	TVp	Max	Unit
DC supply voltage	3.3	5.0	6.0	V
Operation Current	90	100	110	mA
High level input voltage (TTL)	2.0	3.3		V
Low level input voltage (TTL)		0	0.8	V
Operating temperature range	-20	20	85	°C

## DSP and Lens Specification

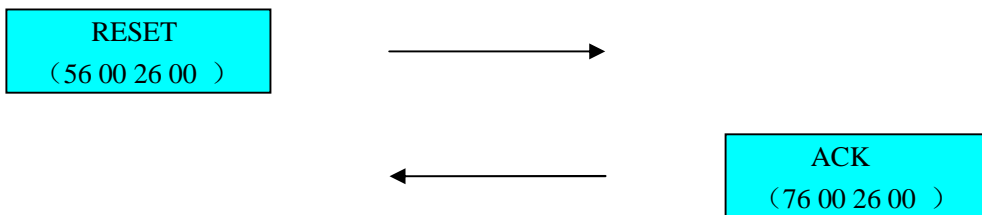
Description	Parameter
DSP	Vc0706
Sensor	OV7725
Imager Format	1/4"
F/#	2.8 (infinity)
Focal length (mm)	4.0
Field of View Diagonal	64
Distortion	0.38%
Relative Illumination	>53%
Filter Option IR-cut filter	included

## Mechanical Specification (unit: mm)

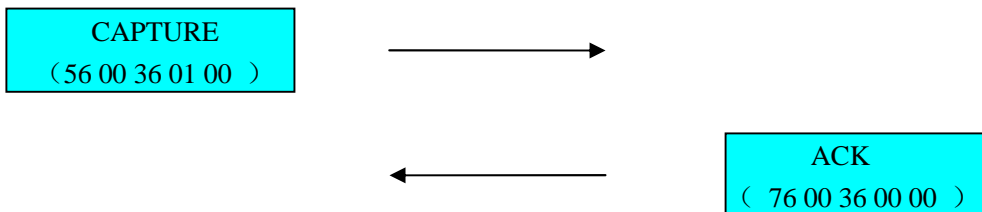


## Command Protocol (hex format data)

1 **RESET:** 56 00 26 00      **RETURN:** 76 00 26 00



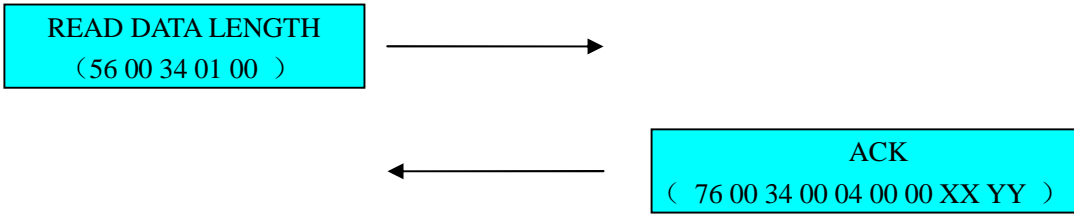
2 **CAPTURE A IMAGE:** 56 00 36 01 00      **RETURN:** 76 00 36 00 00



3 **READ IMAGE DATA LENGTH:** 56 00 34 01 00

**RETURN:** 76 00 34 00 04 00 00 XX YY

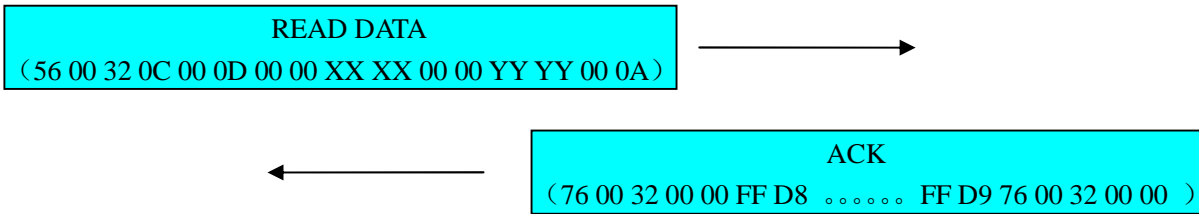
XX YY ----- image length, XX--- high byte, YY--- low byte



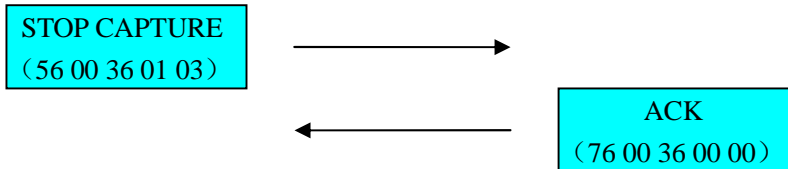
**4 READ IMAGE DATA:** 56 00 32 0C 00 0D 00 00 XX XX 00 00 YY YY 00 0A  
**RETURN:** 76 00 32 00 00 FF D8 ..... FF D9 76 00 32 00 00  
 00 00 XX XX

---- start address (the address must be times of 8, for example 00 00 )  
 00 00 YY YY ----the length of image data (high byte, low byte)

Notice: JPEG IMAGE DATA must be FF D8 in first, and FF D9 in end.



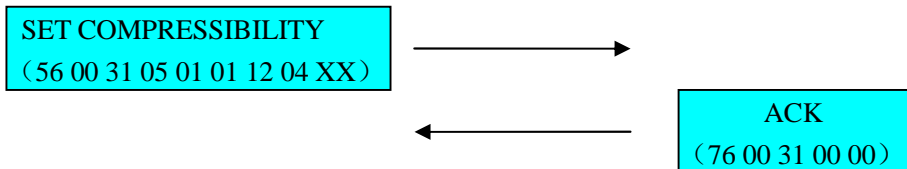
**5 STOP CAPTURE:** 56 00 36 01 03 **RETURN:** 76 00 36 00 00



**6 SETTING IMAGE COMPRESSIBILITY:** 56 00 31 05 01 01 12 04 XX

**RETURN:** 76 00 31 00 00

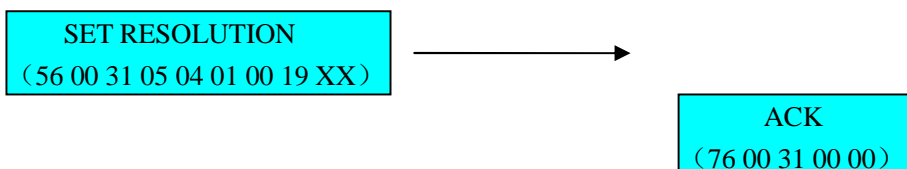
XX ----default value: 36 (range: 00 ----FF)




**7 SETTING IMAGE RESOLUTION:** (default: 640 \* 480)

56 00 31 05 04 01 00 19 11 (320\*240) **RETURN:** 76 00 31 00 00

56 00 31 05 04 01 00 19 00 (640\*480)





**8 BAND RATE:** 115200bps

## **9 PTC06 initial operation process**

- (1) power on
- (2) delay 2.5s
- (3) reset command
- (4) set image resolution command
- (5) set image compressibility command

### **PTC06 get a image operation process**

- (1) capture a image command
- (2) read image data length command
- (3) read image data command
- (4) stop capture command

# Mouser Electronics

Authorized Distributor

Click to View Pricing, Inventory, Delivery & Lifecycle Information:

[Adafruit:](#)

[1386](#)